

Holden
Clough

Community
Primary School

Welcome to Year One!

Meet the team

Mrs Howarth
Class teacher

Mrs Birchall
Learning Support Assistant

The school day and our approach to Year 1.

Y1	Monday	Tuesday	Wednesday	Thursday	Friday
8:40 - 9:00	8:50 REGISTER Tough ten	8:50 REGISTER Tough ten	8:50 REGISTER Tough ten	8:50 REGISTER Tough ten	8:50 REGISTER Tough ten
9:00 - 10:15	Guided reading EB Group 1 8.50-9.10	Guided reading EB Group 5	Guided reading DH Group 2	Guided reading EB Group 3	Guided reading DH Group 1
	My happy mind 9.10- 9.30	English	English	Phonics 9.10-9.30	English
	English 9.30-10.20			PE Hall	
10:20 - 10:35	Break time	Break time	Break time	Break time	Break time
10:30 - 11:30	Phonics 10.35-10.55	Maths	Phonics 10.30-10.50	Maths	Phonics Ticky words
	10.55- 11.55 Science		Geography		Maths 10.55-11.55
11:30 - 12:00	Guided reading DH Group 5 11.30-11.55	Phonics DH PPA EB/ KB	RE		
12:00 - 1:00	Lunch time	Lunch time	Lunch time	Lunch time	Lunch time
	Handwriting	Music PPA	Handwriting	Handwriting	Handwriting
	Maths		Maths	Art	Computing
Break time					
2:30 - 3:00		2.00 - 2.35 Spanish (EB & JS) PPA			2.00-2.30 PE (Outdoor)
	Guided reading DSH group 4 2.30-2.50	Handwriting JS Guided read EB Group 4 PPA	Guided reading DH Group 3	Guided reading EB Group 2	In class celebration assembly
3:00 - 3:10	Class story	Class story	Class story	Class story	Class story

Maths



Holden Clough Key Instant Recall Facts - Year 1

To help to develop the children's fluency, below are the expected key instant recall facts (KIRFS) that children should have mastered by the end of the year. Children should be able to:

Place value	Number bonds	Addition and subtraction
<ul style="list-style-type: none"> Count forwards and backwards from any number within 100. Identify 1 more and 1 less than any number within 100. Read and write numbers to 100. 	<ul style="list-style-type: none"> Know all number bonds to 10. Know all addition facts within 10. Know all subtraction facts within 10. 	<ul style="list-style-type: none"> Add a 1-digit number to a 2-digit number within 20. Subtract a 1-digit number from a 2-digit number within 20. Add a multiple of 10 to a number within 100 (using a 100 square). Subtract a multiple of 10 to a number within 100 (using a 100 square).
Multiplication	Doubling and halving	Measurement
<ul style="list-style-type: none"> Count forwards and backwards in 2s. Count forwards and backwards in 5s. Count forwards and backwards in 10s. 	<ul style="list-style-type: none"> Know all doubles to 10. Know all halves to 10. 	<ul style="list-style-type: none"> Tell the time to o'clock and half past. Know the days of the week in order. Know the months of the year in order. Know the seasons of the year in order.

- 5 maths lessons a week.
- Lessons very practical.
- 5 arithmetic sessions every week.

1	$2 + 3 =$
2	$2 + 2 =$
3	$3 + 2 =$
4	$1 + 4 =$
5	$1 + 3 =$
6	$0 + 5 =$
7	$2 + 1 =$
8	$3 + 1 =$
9	$1 + 1 =$
10	$4 + 1 =$



Writing

To write sentences in order to create short narratives and non-fiction texts.	
To use some features of different text types (although these may not be consistent).	
To reread their writing to check that it makes sense and make suggested changes.	
To use adjectives to describe.	
To use simple sentence structures.	
To use the joining word (conjunction) 'and' to link ideas and sentences.	
Has an awareness of and is beginning to use:	capital letters for names, places, the days of the week and the personal pronoun 'I'.
	finger spaces.
	full stops to end sentences.
	question marks.
	exclamation marks.
To spell most words containing previously taught phonemes and GPCs accurately.	
To spell most Y1 common exception words and days of the week accurately (from English Appendix 1).	
To use -s and -es to form regular plurals correctly.	
To use the prefix 'un'.	
To add the suffixes -ing, -ed, -er and -est to root words (with no change to the root word).	
To write lower case and capital letters in the correct direction, starting and finishing in the right place.	
To write lower case and capital letters in the correct direction, starting and finishing in the right place with a good level of consistency.	

- 5 English lessons each week.
- Daily handwriting activities and specific handwriting instruction each week.
- Additional writing opportunities through out the day both independent and guided.


Phonics

- Children in Year 1 throughout the country will all be taking part in a phonics screening check during the same week in June.
- It is a way for teachers to check how the children are progressing with their phonic learning.
- Good progress in phonics means the children are on track to become fluent readers who can enjoy reading for pleasure and for learning.

PHONICS - EVERYTHING PARENTS NEED TO KNOW - YOUTUBE

Revisit


Let's start with our chart/cards
It's time for Fast Phonemes!




Please watch this video to see the correct way to pronounce the phonemes we are learning.

<https://www.youtube.com/watch?v=UCI2mu7URBc>

It's time to warm up our
phoneme fingers!



Teach
Let's read some words...



saint



painting

Let's play a game!



Dad burnt the toast again this morning!



Reading

- The way we carry out our reading sessions is changing slightly this year.
- We will be focusing on reading fluency- reading with pace and expression. Building confidence with a text before moving on to a new book.

-
- The children will have 2 guided and one individual read in school during the week with the same reading book.
 - This book will then be sent home. The children will be familiar with the book and should then be able to read it to you fluently.
 - If you do require an additional book this can be arranged.

-
- 2 books will be sent home every week: one phonetically decodable book which they have already read at school and one library book.
 - Diaries and reading books to be brought to school every day. Their diaries signed at home each week will win a raffle ticket.

- [Best Books for Year 1 | Ages 5-6 Recommended Reads | BooksForTopics](#)

Enjoy

Reading for Pleasure and Enjoyment

- Did you choose this book? Why?
- What did you like about the text? Why? What did you dislike about the text? Why?
- Would you read the book again? Why? Why not?
- Would you recommend the book to your friend? Why? Why not?
- What will you read next?
- What books do you like to read?
- Do you have a favourite book that you like to read?
- Is this a new book that you haven't read before? Do you know anything about it already?
- Do you enjoy reading?
- What do you read at home?
- Who is your favourite author?
- Which books have you enjoyed that we have read together? And why have you enjoyed them?



Decode

Word reading and decoding skills

- What do you do if you are stuck on a word?
- Where do you start reading the word? Where do you look first?
- When you blend those sounds together, what word does it say? Can you tell me the word?
- Are there any clues in the word?
- Does it look like any other words you know?
- Can the pictures help you?
- Do you know what the word means or can you work out what it means (in this sentence)?
- What other word could the author have used that means the same sort of thing?
- Does the sentence make sense with that word?



Different question stems can be found in the children's reading diaries.

1DH Autumn 1 newsletter

PE days: Thursday and Friday. Please send your child into school in full PE kit on these days.

Book change day: Please send books bags to school every day. You will be given a specific day when your child's book will be changed.

Meet the teacher meeting: Thursday 11th September.

If you have any questions please get in touch.

Maths:

This half term we will learn how to:

- Sort objects.
- Count objects (to 10)
- Recognise numbers as words)
- Count forward within 10.
- Count backwards within 10.
- Show one more.
- Show one less.
- Use > and < and = to compare numbers
- Use bonds to 10.
- Add within 10.
- Subtract within 10.

Science

In science this half term our topic is called 'Seasonal changes.' It allows us to investigate the changing seasons.

We will:

- Name the four seasons in order and describe the typical weather in each.
- Describe the appearance of a tree's leaves in each season.
- Recall that summer has the most daylight hours and winter has the least daylight hours.
- Record data about the temperature across the four seasons.



English

This half term, we will be developing our independent writing skills. We will be using the books: 'Cave Baby' by Julia Donaldson and 'Astro Girl' by Ken Wilson-Max

We will be focusing on:

- Letter formation
- Applying taught phonics.
- Finger spaces.
- Capital letters and full stops.
- Orally rehearsing sentences.
- Writing words and simple sentences and captions.



We will be building our reading fluency through a 2x weekly guided reading sessions and daily phonics sessions. We will begin Phase 4 learning in phonics.

What can you do at home?

Read lots of books with your child.

Listen to your child read as much as possible. Remember to sign the reading diaries to earn a raffle ticket!

Log on to ~~Numbots~~ and help your child practise their number fluency. Logins will be in your child's reading diary.

RE

In RE we will be exploring the question: Who is a Christian and what do they believe?

We will describe simply what Christians believe about God and Jesus and explore the meaning of some stories from the bible.

We will explore what it means to believe in God and express our own ideas.

We will explain and share our own ideas or beliefs about God in a simple way.

PE Kit:

- White round neck t-shirt (no branded sportswear please)
- School jumper should be worn, with a black PE top brought in a bag for colder days.
- Black tracksuit bottoms or leggings (we may be outdoor for P.E.).
- Black trainers

PSHE

Our PSHE learning focusses on 'My happy mind'.

Our first unit is called 'Meet your brain'

We will learn that:

Our brain helps us with lots of different jobs We need to look after our brains for us to be our best! When we learn something new our brain remembers it for next time.

Geography

The children will:

- Locate where they live on an aerial photograph, recognising features within a local context.
- Create maps using classroom objects before drawing simple maps of the school grounds.
- Follow simple routes around the school grounds and carry out an enquiry as to how their playground can be improved.

Art

In art we will be looking at the work of Henri Matisse to explore shape and colour. We will be using this to inspire our own portraits.



Homework:

- Read for 10 minutes every night. For the majority of children throughout Y1, the focus of these reading sessions should be fluency.
- Listen to stories as much as possible. The focus of these sessions should be to develop a love of reading and to enhance the children's understanding of vocabulary. The children will visit the KS1 library every week.
- Use Numbots regularly to develop a secure sense of number.

Communication :

Parents/Carers can speak with staff:

- At the beginning or end of the day.
- Via Dojo;
- Messages sent to staff after 5:30 PM may not be responded to until the next school day.
- Newsletters will be uploaded onto the school website and onto Dojo.

Reports/Parents' evening:

Two reports will be provided throughout the year, to provide you with updates regarding your child's progress. A mid-year report will be sent out in February, and an end of year report will be sent out in July.

Two parents' evenings will happen throughout the year. Information regarding these will be provided via Dojo and email nearer the time.

Uniform:

Please ensure ALL items of clothing and belongings have your child's name in them- including PE jumpers/ hoodies.

Thursday- Indoor PE

Friday- Outdoor PE

Birthdays

- School policy requests children no longer bring in sweets or cake to celebrate their birthday due to us being a healthy school.
- Instead we are wanting to improve our class library therefore you can donate a book and we will read the book to the class.
- It will stay in that class library so children can enjoy reading it.
- We will still sing happy birthday to celebrate and children can still wear their own clothes on that day.

Other information:

- All children in Early years and KS1 are entitled to a free school meal. Please contact the office for more information regarding school lunches.
- Packed lunches should be as healthy as possible.
- Children in KS1 receive a free snack every day.
- Please send in water bottles for the children to use. These should ideally be taken home each day to be washed. These should contain **water only** and not juice.
- No toys in school.
- All medication needs to be handed in to the office - teachers/teaching assistants cannot take any medication from you.

-
- Year 1 can take part in some after school clubs but places must be booked beforehand. Please check on Arbor if you wish to book a place.
 - We politely ask that children don't bring large rucksacks. The cloakroom is becoming congested. They only need their coat, reading book packs and water bottle/ packed lunch. We have places for these to be stored in class.

Any questions?
