

1DH Summer 2 newsletter

PE days: Thursday Please send your child into school in full PE kit.

Forest school- Wednesday morning. Please send your child to school in their forest school clothes but with uniform to change into for the afternoon.

Class assembly: Wednesday 25th June.

Maths:

We will work through three units of during this term:

Numbers within 100:

- Counting forwards and backwards within 100.
- Comparing numbers within 100.
- Ordering numbers within 100.
- 1 more and 1 less within 100.

Money:

- Recognising coins.
- Counting coins.

Time

- Using 'before' and 'after'.
- Using dates.
- O'clock.
- Half past.
- Comparing times.

Science

This half term our science topic is plants. We will learn about:

- Where do we see plants?
 - Trees
- Roots, stems and trunk
 - Flowers




English

This half term, we will be using the text "Dadaji's paintbrush" by Rashmi Sirdeshpande to write our own labels, captions, character comparisons, thought and speech bubbles, a fact file and our own version of the story. We will be focussing on:

- Application of taught phonics when writing.
- Using capital letters (including for names, days, months and places), full stops, exclamation marks and question marks.
- Orally rehearsing sentences and reading sentences out loud.
- Using adjectives to add detail.
- Using conjunctions to join clauses.
- Using ing, ed, er, est, s and es at the end of words.

All Year 1 children complete the 'phonics screening check' during the first week of this term. Phonics learning will continue from week 2.



What can you do at home?

Read lots of stories with your child.

Listen to your child read as much as possible. Remember to sign the reading diaries to earn a raffle ticket!

Do one homework task each week and upload to dojo.

RE

In RE we will:

- Talk about issues of good and bad, right and wrong, relating to religious text.
- Explore what it means to believe in God and express their own ideas.
- Explain and share ideas or beliefs about God in a simple way.



PE Kit:

- White round neck t-shirt (no branded sportswear please)
- School jumper should be worn, with a black PE top brought in a bag for colder days.
- Black tracksuit bottoms or leggings (we may be outdoor for P.E.).
- Black trainers

PSHE

In PSHE we will be learning about:

- Where money comes from.
- Future careers
- Saving money
- Sun safety



Geography:

In geography, we will be using a world map to start recognising continents, oceans and countries outside the UK with a focus on China.

We will identify physical features of Shanghai using aerial photographs and maps before identifying human features, through exploring land-use.

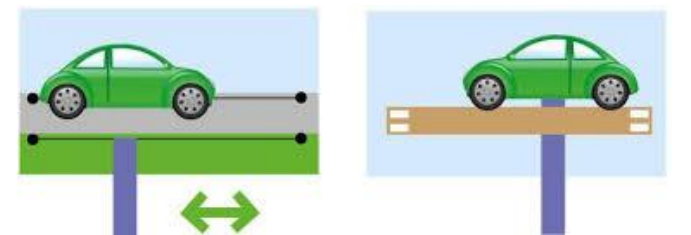
We will compare the human and physical features of Shanghai to features in the local area and make a simple map using data collected through fieldwork.



DT

In DT we will be making our own moving storybooks. We will:

- Explore different mechanisms.
- Learn that a slider mechanism moves an object from side to side.
- We will design, construct, test and evaluate our own moving picture.



Science

Go outside and sketch a picture of a flower. Label the stem, petals, leaves and roots.

Summer 2 homework.

Please complete one piece of homework each week and upload a photo or video to your child's dojo portfolio.

DT

Draw a picture. Can you use a slider to make a part of it move?

PSHE

Create a poster to show different ways to protect yourself from the sun.

Remember to read at home as much as possible. You can also use Numbots to help develop your maths skills at home. Your login is in your reading diary.



Geography

Create a fact file about a different country. It could be a place you have visited or a new place you'd like to explore. Can you find your country on a world map?

Maths

Create a diary to show what you did each day during a week.

Include every day:

Monday Tuesday Wednesday
Thursday Friday Saturday
Sunday

English

Choose a person who is special to you. Write 3 sentences to explain why they are so special.

Reading

Make a video of yourself reading one of your favourite books.

Counting to 100

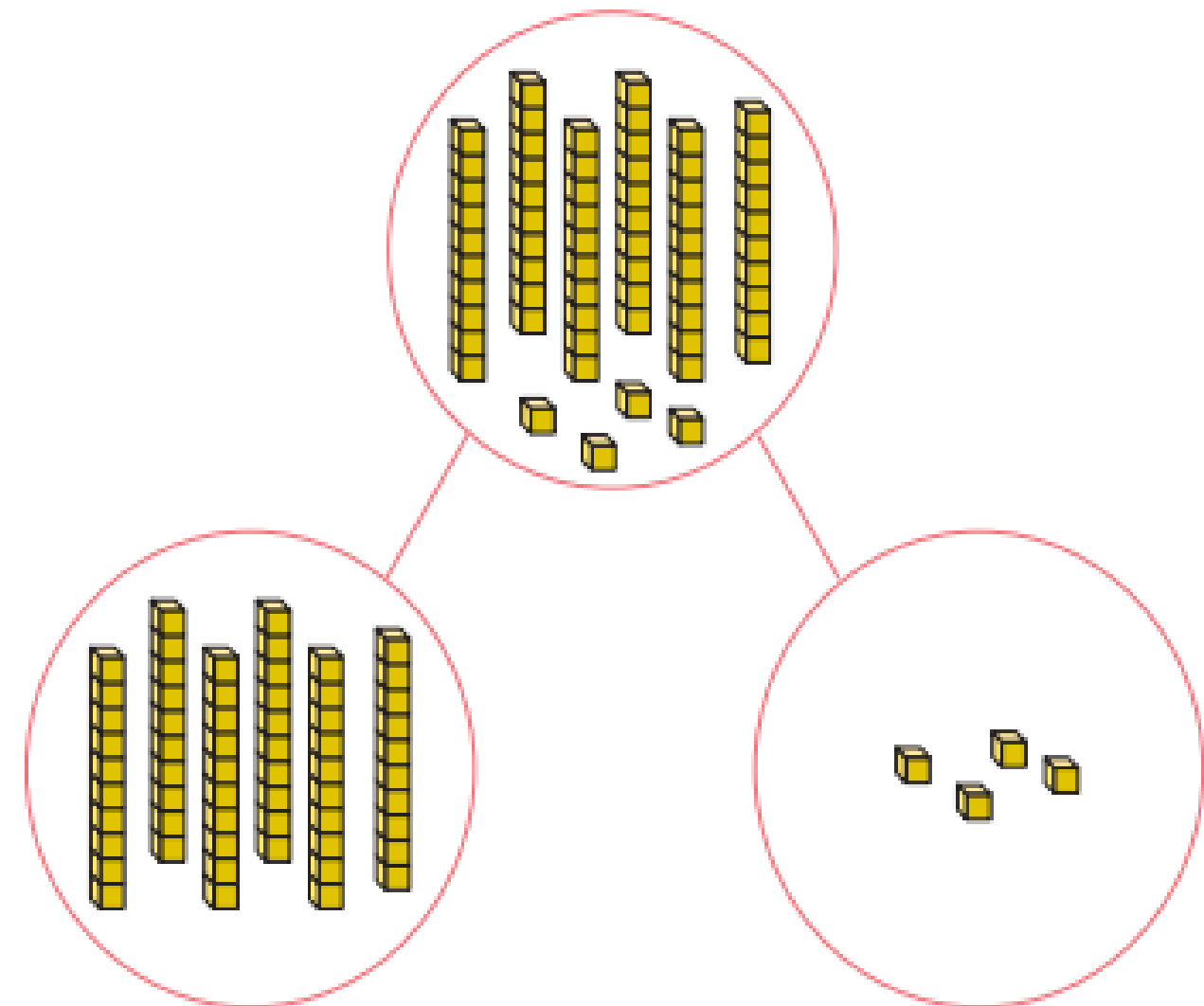
1	2	3	4	5	6	7	8	9	10
11	12	13	14	15	16	17	18	19	20
21	22	23	24	25	26	27	28	29	30
31	32	33	34	35	36	37	38	39	40
41	42	43	44	45	46	47	48	49	50
51	52	53	54	55	56	57	58	59	60
61	62	63	64	65	66	67	68	69	70
71	72	73	74	75	76	77	78	79	80
81	82	83	84	85	86	87	88	89	90
91	92	93	94	95	96	97	98	99	100

One more than 92 is 93.

One less than 100 is 99.


Partitioning

64 has **6** tens and **4** ones




Tens	Ones
6	4

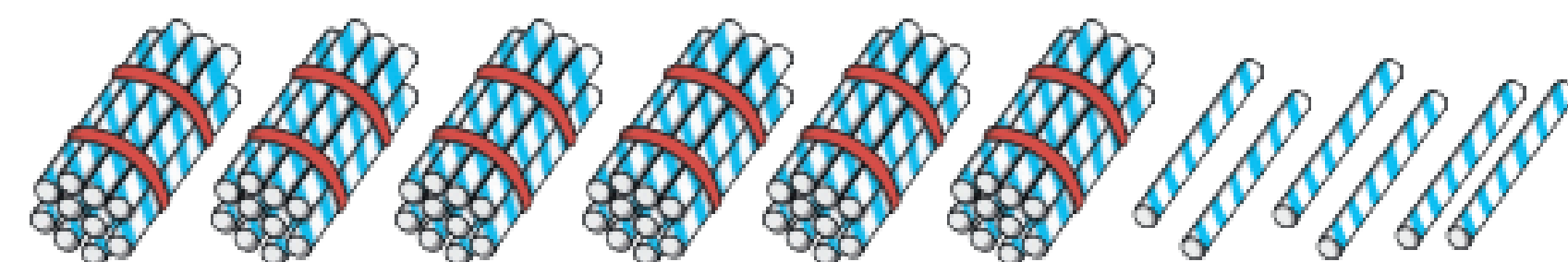
Comparing Numbers


 $>$


Tens	Ones

 $<$

 $=$

sixty-six




Ordering Numbers

smallest to greatest \longrightarrow 55, 67, 89, 91, 100

greatest to smallest \longrightarrow 99, 82, 73, 68, 50

 $<$ is less than

 $=$ is equal to

 $>$ is more than


UK Coins



1p

one

penny coin



2p

two

pence coin



5p

five

pence coin



10p

ten

pence coin



20p

twenty

pence coin



50p

fifty

pence coin



£1

one

pound coin



£2

two

pound coin

UK Notes



£5

5 pound



£10

10 pound



£20

20 pound

Counting in Coins



= 5p



= 4p



= 15p



= 20p

Mechanisms - Making a moving story book

Assemble	To fix all parts together.
Design	To make, draw or write plans for something.
Design criteria	A set of rules to help you with your ideas and test the success of them.
Evaluation	When you look at the good and bad points about something, then think about how you could improve it.
Mechanism	A system of parts working together.
Model	A practise version, often on a smaller scale, that lets you test out your idea and see how it will look and work.
Sliders	Something that can move from side to side or up and down.
Stencil	A shape which you can draw around.
Target audience	A person or particular group of people at whom a product is aimed.
Template	A stencil which you use to help you draw a shape more easily on to different materials.
Test	To find out whether something works as it should.

Page orientation. Which way around is your page?

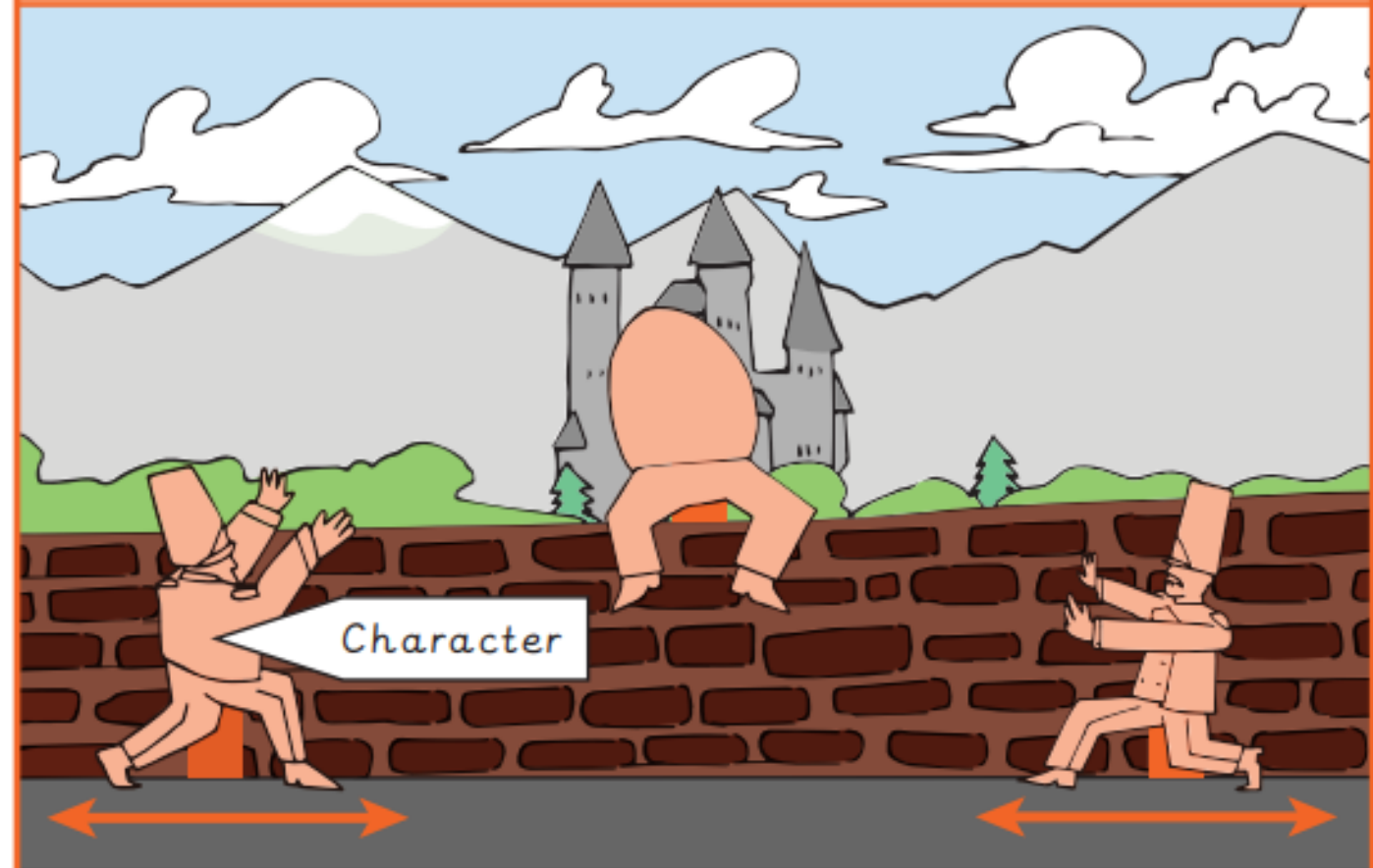
Landscape

Portrait

Key facts

Kapow
Primary

Moving story books allow you to move characters across different backgrounds.



Slider

Remember the key words for describing movement!



Up



Down



Left



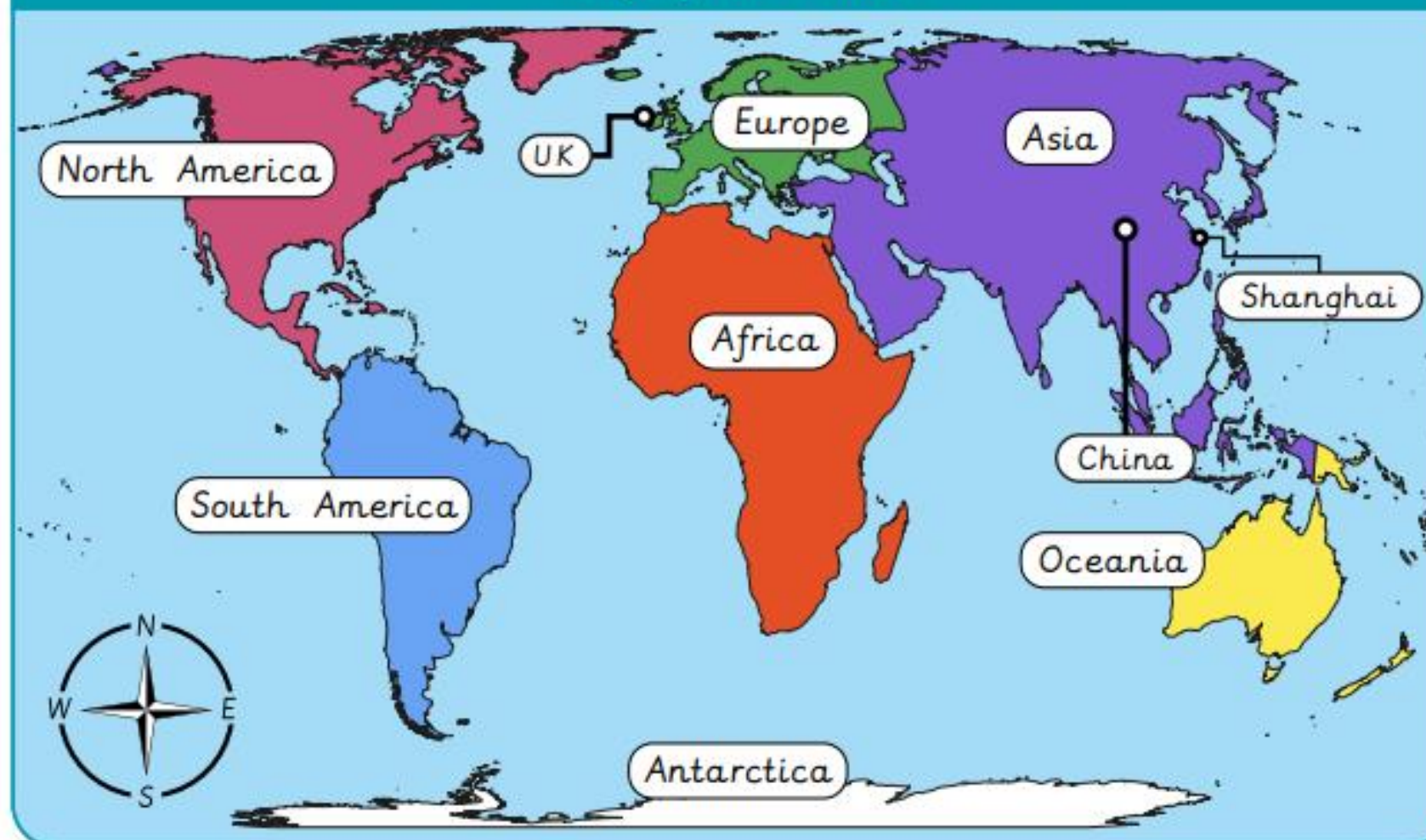
Right

What is it like to live in Shanghai?

What can you see in Shanghai?

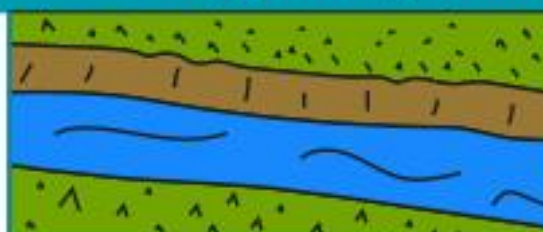


Map of the world



Physical features


Landforms that occur naturally on Earth.



river



beach



woodland



hill

Human features

Large features that were built by people.



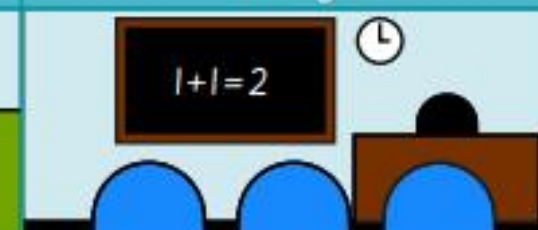
house



bridge



road



school