

Holden
Clough

Community
Primary School

Welcome to Year One!

Meet the team

Mrs Howarth
Class teacher

Miss Sweeney
Learning Support Assistant

Miss Bailey
Learning support assistant (PM)

The school day and our approach to Year 1.

Y1	Monday KB PM Mikey	Tuesday KB PM Mikey	Wednesday	Thursday KB PM Mikey	Friday DH out 8.40-9.30 KB PM Mikey
8:40 - 9:00	8:50 REGISTER	8:50 REGISTER	8:50 REGISTER	8:50 REGISTER	8:50 REGISTER DH mentor time 8.40-9.30 SS Class assembly.
	Sentence writing	Arithmetic - tough ten.	Arithmetic - tough ten.	Arithmetic - tough ten.	Arithmetic - tough ten.
9:00 - 10:15	PPA Computing 8.50- 9.35	Singing assembly 9.10- 9.10 Guided reading.	English 1 x writing focus 1x handwriting focus	English 1 X writing focus group X1 handwriting focus group	9.30- 10.15 English X1 writing focus group X1 handwriting focus group
	SJ 9.40- 10.25 Phonics tricky words	Music 9.40- 10.15			
10:15 - 10:30	Break time 10.25- 10.40	Break time	Break time	Break time	Break time
10:30 - 11:30	PPA Spanish 10.40- 11.25	English 1 x writing focus 1 x handwriting.	Maths	Maths	Maths
11:30 - 12:00	11.25- 12.00 Science	Phonics Read	Phonics Spell	Phonics READ	Phonics SPELL
12:00 - 1:00	Lunch time KB 1:1	Lunch time KB 1:1	Lunch time	Lunch time KB 1:1	Lunch time KB 1:1
1:00 - 1:15 1:15 - 2:15	English 1x writing focus group 1x handwriting	Handwriting 1.00-1.15	Handwriting 1.00-1.15	Handwriting 1.00-1.15	RE
		Maths	Geography/ History	PE 1.20- 2.00	PE (Coach) 1.50- 2.20
2:15 - 3:00	Guided reading X2 focus groups	Guided reading X2 focus groups	Art	Guided reading X2 focus groups	Guided reading X2 focus groups
3:00 - 3:10	Class story	Class story	Class story	Class story	Class story

Maths



Holden Clough Key Instant Recall Facts - Year 1

To help to develop the children's fluency, below are the expected key instant recall facts (KIRFS) that children should have mastered by the end of the year. Children should be able to:

Place value	Number bonds	Addition and subtraction
<ul style="list-style-type: none"> Count forwards and backwards from any number within 100. Identify 1 more and 1 less than any number within 100. Read and write numbers to 100. 	<ul style="list-style-type: none"> Know all number bonds to 10. Know all addition facts within 10. Know all subtraction facts within 10. 	<ul style="list-style-type: none"> Add a 1-digit number to a 2-digit number within 20. Subtract a 1-digit number from a 2-digit number within 20. Add a multiple of 10 to a number within 100 (using a 100 square). Subtract a multiple of 10 to a number within 100 (using a 100 square).
Multiplication	Doubling and halving	Measurement
<ul style="list-style-type: none"> Count forwards and backwards in 2s. Count forwards and backwards in 5s. Count forwards and backwards in 10s. 	<ul style="list-style-type: none"> Know all doubles to 10. Know all halves to 10. 	<ul style="list-style-type: none"> Tell the time to o'clock and half past. Know the days of the week in order. Know the months of the year in order. Know the seasons of the year in order.

- 4 maths lessons a week.
- Lessons very practical.
- 5 arithmetic sessions every week.

1	$2 + 3 =$
2	$2 + 2 =$
3	$3 + 2 =$
4	$1 + 4 =$
5	$1 + 3 =$
6	$0 + 5 =$
7	$2 + 1 =$
8	$3 + 1 =$
9	$1 + 1 =$
10	$4 + 1 =$



Writing

To write sentences in order to create short narratives and non-fiction texts.	
To use some features of different text types (although these may not be consistent).	
To reread their writing to check that it makes sense and make suggested changes.	
To use adjectives to describe.	
To use simple sentence structures.	
To use the joining word (conjunction) 'and' to link ideas and sentences.	
Has an awareness of and is beginning to use:	capital letters for names, places, the days of the week and the personal pronoun 'I'.
	finger spaces.
	full stops to end sentences.
	question marks.
	exclamation marks.
To spell most words containing previously taught phonemes and GPCs accurately.	
To spell most Y1 common exception words and days of the week accurately (from English Appendix 1).	
To use -s and -es to form regular plurals correctly.	
To use the prefix 'un'.	
To add the suffixes -ing, -ed, -er and -est to root words (with no change to the root word).	
To write lower case and capital letters in the correct direction, starting and finishing in the right place.	
To write lower case and capital letters in the correct direction, starting and finishing in the right place with a good level of consistency.	

- 5 writing lessons each week.
- Using a book based approach.
- Daily handwriting activities and specific handwriting instruction each week.
- Additional writing opportunities through out the day both independent and guided.




Phonics

- Children in Year 1 throughout the country will all be taking part in a phonics screening check during the same week in June.
- It is a way for teachers to check how the children are progressing with their phonic learning.
- Good progress in phonics means the children are on track to become fluent readers who can enjoy reading for pleasure and for learning.

PHONICS - EVERYTHING PARENTS NEED TO KNOW - YOUTUBE

Revisit


Let's start with our chart/cards
It's time for Fast Phonemes!




Please watch this video to see the correct way to pronounce the phonemes we are learning.

<https://www.youtube.com/watch?v=UCI2mu7URBc>

It's time to warm up our
phoneme fingers!



Teach
Let's read some words...



saint




painting


Let's play a game!



Let's apply together!
Get 'red' and 'blue' ready!



Dad burnt the toast
again this morning!



Reading

- 2 books sent home every week: one phonetically decodable book and one library book.
- Books will be changed every Thursday.
- Diaries and reading book to be brought to school every day. Their diaries signed at home at least twice each week will win a raffle ticket.
- [Best Books for Year 1 | Ages 5-6 Recommended Reads | BooksForTopics](#)

Enjoy

Reading for Pleasure and Enjoyment

- Did you choose this book? Why?
- What did you like about the text? Why? What did you dislike about the text? Why?
- Would you read the book again? Why? Why not?
- Would you recommend the book to your friend? Why? Why not?
- What will you read next?
- What books do you like to read?
- Do you have a favourite book that you like to read?
- Is this a new book that you haven't read before? Do you know anything about it already?
- Do you enjoy reading?
- What do you read at home?
- Who is your favourite author?
- Which books have you enjoyed that we have read together? And why have you enjoyed them?



Decode

Word reading and decoding skills

- What do you do if you are stuck on a word?
- Where do you start reading the word? Where do you look first?
- When you blend those sounds together, what word does it say? Can you tell me the word?
- Are there any clues in the word?
- Does it look like any other words you know?
- Can the pictures help you?
- Do you know what the word means or can you work out what it means (in this sentence)?
- What other word could the author have used that means the same sort of thing?
- Does the sentence make sense with that word?



Different question stems can be found in the children's reading diaries.

1DH Autumn 1 newsletter

PE days: Thursday and Friday. Please send your child into school in full PE kit on these days.

Book change day: Thursday

Meet the teacher meeting: Wednesday 13th September 3.15pm.

If you have any questions please get in touch.

Maths:

This half term we will learn how to:

- Sort objects,
- Count objects (to 10)
- Recognise numbers as words
- Count forward within 10.
- Count backwards within 10.
- Show one more.
- Show one less.
- Use > and < and = to compare numbers
- Use bonds to 10.
- Add within 10.
- Subtract within 10.

Science

This science unit this half term is called 'Seasons'. It allows us to investigate the changing seasons with a specific focus on Autumn. Our learning will include:

- Seasonal changes.
- Changes in daylight.
- Autumn animals
- Autumn weather

We will also be heading out into the school grounds to explore the seasonal changes around us.



English

This half term we will:

- Letter formation
- Applying taught phonics.
- Finger spaces.
- Capital letters and full stops.
- Orally rehearsing sentences.
- Writing words and simple sentences and captions.

We will be using the text "There is no dragon in this story" by Lou Carter to inspire our ideas as well as using lots of fairy tales the children are already familiar with.



What can you do at home?

Read lots of stories with your child.

Listen to your child read as much as possible. Remember to sign the reading diaries to earn a raffle ticket!

Do one homework task each week and upload to dojo.

Use the knowledge organisers below to help support the work your child is completing in class.

RE

In RE we will be exploring the question: What does it mean to belong to a faith community?

We will think about how we all belong to something and how belonging is an important part of our lives.

We will look at signs of belonging in the Christian, Muslim and Jewish faiths.

PE Kit:

- White round neck t-shirt (no branded sportswear please)
- School jumper should be worn, with a black PE top brought in a bag for colder days.
- Black tracksuit bottoms or leggings (we may be outdoor for P.E.).
- Black trainers

PSHE

Through our PSHE learning we will:

- Recognise how attitude and behaviour, may affect others.
- Listen to, reflect on and respect other people's views and feelings.
- Work and play independently and in groups, showing sensitivity to others.
- Recognise how their behaviour affects other people

Geography

The children will:

- Locate where they live on an aerial photograph, recognising features within a local context.
- Create maps using classroom objects before drawing simple maps of the school grounds.
- Follow simple routes around the school grounds and carry out an enquiry as to how their playground can be improved.

Art

In art we will be looking at the work of Henri Matisse to explore shape and colour. We will be using this to inspire our own portraits.



Homework

Children in Y1 - 3 are provided with a homework mat each half term. One piece of work should be completed each week. The work should be uploaded to Dojo profiles and this work will be shared with the class during class assembly time.

Maths

Practice counting forward and backwards within 10.

Practise writing the numerals to 10. Make sure your numbers are formed correctly and are the right way around!

0 1 2 3 4 5 6 7 8 9 10

English

Look closely at the cover of a story book you have at home. What can you see? Write a simple sentence or some labels to tell me.

Don't forget to use your phonic knowledge to help you write your words.

Science



Go for a walk around your local area. What signs of autumn can you spot. You could collect some autumn object, take photos or draw pictures to show us.



1DH Autumn 1 Homework tasks.

Please complete one task per week and upload a photo or video to Dojo

Remember to read at home as much as possible. You can also use Numbots to help develop your maths skills at home. Your login is in your reading diary.



ClassDojo


PSHE

Complete a random act of kindness for someone in your family or a friend, you could help wash up, put the shopping away, draw someone a picture, share your snack.

Draw a picture, write a sentence or send a video to explain what you did.

Geography

Make a plan of your bedroom. You could use objects from around your house or draw a picture. Remember a plan is drawn from above (a bird's eye view!)



Art

Look at the work of Henri Matisse. His work uses really bright colours and lots of pattern. Create your own colourful pattern. You could use: felt pens, crayon, paint, collage. It's up to you!



Homework:

In addition to the homework mat, children should ideally also:

- Read for 10 minutes every night. For the majority of children throughout Y1, the focus of these reading sessions should be fluency (applying phonics to segment and blend words).
- Listen to stories as much as possible. The focus of these sessions should be to develop a love of reading and to enhance the children's understanding of vocabulary. The children will visit the KS1 library every week.
- Use Numbots regularly to develop a secure sense of number.

Communication :

Parents/Carers can speak with staff:

- At the beginning or end of the day.
- Via Dojo; please speak with me if you need help with Dojo. Messages sent to staff after 5:30 PM may not be responded to until the next school day.
- Homework and newsletters will be uploaded onto the school website and onto Dojo.

Reports/Parents' evening:

Two reports will be provided throughout the year, to provide you with updates regarding your child's progress. A mid-year report will be sent out in February, and an end of year report will be sent out in July.

Two parents' evenings will happen throughout the year. Information regarding these will be provided via Dojo and Parentmail nearer the time.

Uniform:

During the school day:

- BLACK - trousers, skirt or pinafore dress
- JADE GREEN - polo shirt
- CHARCOAL GREY - cardigan or jumper (knitwear only; no sweatshirts)
- BLACK OR GREY - socks or tights
- BLACK - shoes
- GREEN - check dresses may be worn in summer

For P.E.

WHITE - round neck t-shirt (no branded sportswear please)

- BLACK - shorts or leggings or joggers.
- BLACK OR WHITE trainers.
- Socks if tights are worn to school
- School jumpers.

Please ensure ALL items of clothing and belongings have your child's name in them; we had so many incidents with cardigans and jumpers last year - please put names in them.

Please see the school website for information on where to purchase uniform:

<https://www.holdenclough.tameside.sch.uk/uniform-information/>

Dear Parents / Carers,

This letter contains information regarding the implementation of changes regarding PE kit and our expectations for the coming school year.

What are the changes?

During the pandemic we have asked pupils to attend school wearing their kit rather than their full uniform on the days that they do PE. Although this was initially implemented to reduce the number of items being brought into school we have recognised additional benefits for the pupils and the school.

Therefore, moving forward pupils will be expected to attend school wearing their PE kit on the days they do PE or sport clubs.

What are the benefits?

- Saving the time spent changing into / and out of PE kits means the time the pupils spend on physical activity is maximised
- Reduces the possibility of clothing / shoes etc being lost or misplaced in school
- Reduces wear and tear on uniform and maximises the usage of PE kits
- PE bags will no longer be required and cloakrooms can be more effectively utilised

What should my child be wearing for school on their PE day?

To ensure pupils look smart during the school day as well as being ready for their PE lesson we will be implementing some changes to our uniform policy to include a 'PE day' dress code as follows:

- **Plain white t-shirt** – NO logos or prints (t-shirts with the official Holden Clough logo are acceptable but not necessary)
- **Plain black shorts, joggers or leggings** – NO branded sportswear
- **Grey school jumper, cardigan or fleece** – NO logos or branding clothing (items bearing the official Holden Clough logo are acceptable but not necessary)
- **Black trainers**

Students should not be wearing **football shirts, branded sportswear or other** items of PE clothing not listed in the dress code. For safety reasons pupils should not wear jewellery or earrings and long hair should be tied back.

On colder or wetter days pupils can bring an addition jacket or top to wear over their PE kit but these must not be worn around school

We would like to thank parents for their ongoing support and cooperation.

Kind regards,

Mr F Kordemir

Birthdays

- School policy requests children no longer bring in sweets or cake to celebrate their birthday due to us being a healthy school.
- Instead we are wanting to improve our class library therefore you can donate a book and we will read the book to the class.
- It will stay in that class library so children can enjoy reading it.
- We will still sing happy birthday to celebrate and children can still wear their own clothes on that day.

Other information:

- All children in Early years and KS1 are entitled to a free school meal. Please contact the office for more information regarding school lunches.
- Packed lunches should be as healthy as possible -
- Children in KS1 receive a free snack every day.
- Please send in water bottles for the children to use. These should ideally be taken home each day to be washed. These should contain **water only** and not juice. We are working towards becoming a healthy school.
- The children should not bring their own stationary/pencil cases into school. Different teachers have different rules around this, but the Years 1-3 phase do not allow pencil cases as they are not necessary and can often cause problems within the classroom (losing items etc.). Likewise, the children do not need to bring large rucksacks to school; the cloakrooms are quite small and large bags are usually not needed. No toys in school.
- All medication needs to be handed in to the office - teachers/teaching assistants cannot take any medication from you.