

1DH Autumn 1 newsletter

PE days: Thursday and Friday. Please send your child into school in full PE kit on these days.

Book change day: Thursday

Meet the teacher meeting: Wednesday 13th September 3.15pm.

If you have any questions please get in touch.

Maths:

This half term we will learn how to:

- Sort objects.
- Count objects (to 10)
- Recognise numbers as words
- Count forward within 10.
- Count backwards within 10.
- Show one more.
- Show one less.
- Use > and < and = to compare numbers
- Use bonds to 10.
- Add within 10.
- Subtract within 10.

Science

This science unit this half term is called 'Seasons'. It allows us to investigate the changing seasons with a specific focus on Autumn. Our learning will include:

- Seasonal changes.
- Changes in daylight.
- Autumn animals
- Autumn weather

We will also be heading out into the school grounds to explore the seasonal changes around us.



English

This half term we will:

- Letter formation
- Applying taught phonics.
- Finger spaces.
- Capital letters and full stops.
- Orally rehearsing sentences.
- Writing words and simple sentences and captions.

We will be using the text "There is no dragon in this story" by Lou Carter to inspire our ideas as well as using lots of fairy tales the children are already familiar with.



What can you do at home?

Read lots of stories with your child.

Listen to your child read as much as possible. Remember to sign the reading diaries to earn a raffle ticket!

Do one homework task each week and upload to dojo.

Use the knowledge organisers below to help support the work your child is completing in class.

RE

In RE we will be exploring the question: What does it mean to belong to a faith community?

We will think about how we all belong to something and how belonging is an important part of our lives.

We will look at signs of belonging in the Christian, Muslim and Jewish faiths.

PE Kit:

- White round neck t-shirt (no branded sportswear please)
- School jumper should be worn, with a black PE top brought in a bag for colder days.
- Black tracksuit bottoms or leggings (we may be outdoor for P.E.).
- Black trainers

PSHE

Through our PSHE learning we will:

- Recognise how attitude and behaviour, may affect others.
- Listen to, reflect on and respect other people's views and feelings.
- Work and play independently and in groups, showing sensitivity to others.
- Recognise how their behaviour affects other people

Geography

The children will:

- Locate where they live on an aerial photograph, recognising features within a local context.
- Create maps using classroom objects before drawing simple maps of the school grounds.
- Follow simple routes around the school grounds and carry out an enquiry as to how their playground can be improved.

Art

In art we will be looking at the work of Henri Matisse to explore shape and colour. We will be using this to inspire our own portraits.



Maths

Practice counting forward and backwards within 10.

Practise writing the numerals to 10. Make sure your numbers are formed correctly and are the right way around!



English

Look closely at the cover of a story book you have at home. What can you see? Write a simple sentence or some labels to tell me.

Don't forget to use your phonic knowledge to help you write your words.

Science

Go for a walk around your local area. What signs of autumn can you spot. You could collect some autumn object, take photos or draw pictures to show us.



1DH Autumn 1 Homework tasks.

Please complete one task per week and upload a photo or video to Dojo

Remember to read at home as much as possible. You can also use Numbots to help develop your maths skills at home. Your login is in your reading diary.




PSHE

Complete a random act of kindness for someone in your family or a friend, you could help wash up, put the shopping away, draw someone a picture, share your snack.

Draw a picture, write a sentence or send a video to explain what you did.

Geography

Make a plan of your bedroom. You could use objects from around your house or draw a picture. Remember a plan is drawn from above (a bird's eye view!)



Art

Look at the work of Henri Matisse. His work uses really bright colours and lots of pattern. Create your own colourful pattern. You could use: felt pens, crayon, paint, collage. It's up to you!



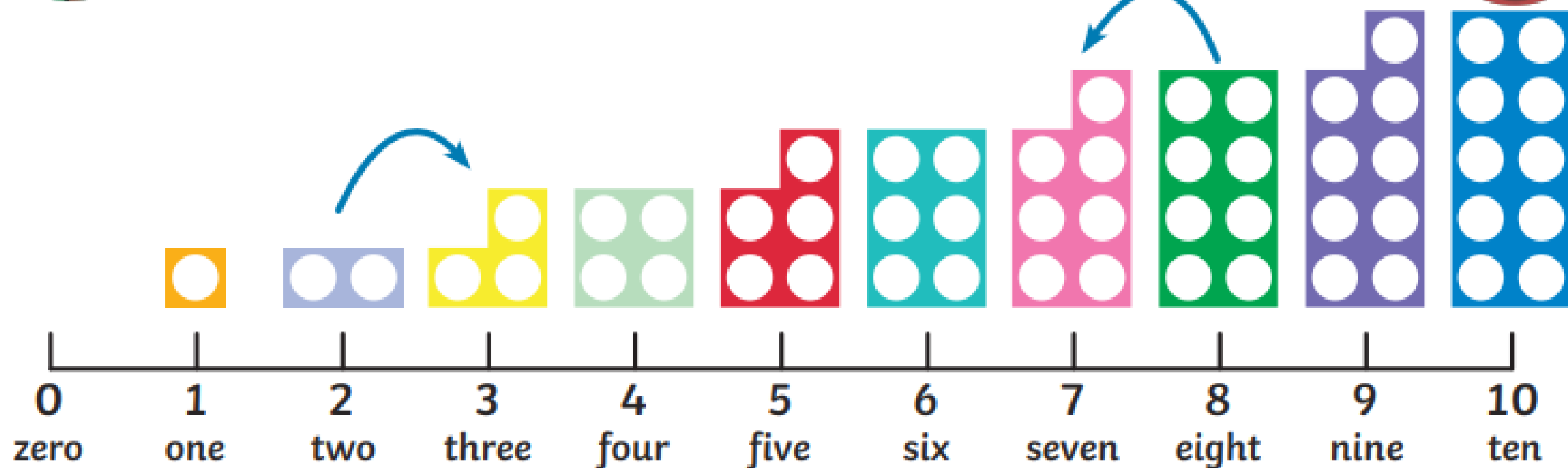
One More and One Less



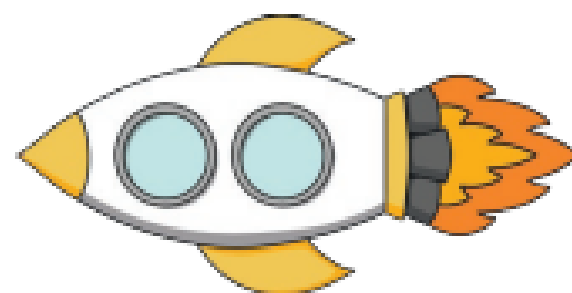
One more than
two is three.



One less than
eight is seven.



Counting Backwards



10, 9, 8, 7, 6, 5,

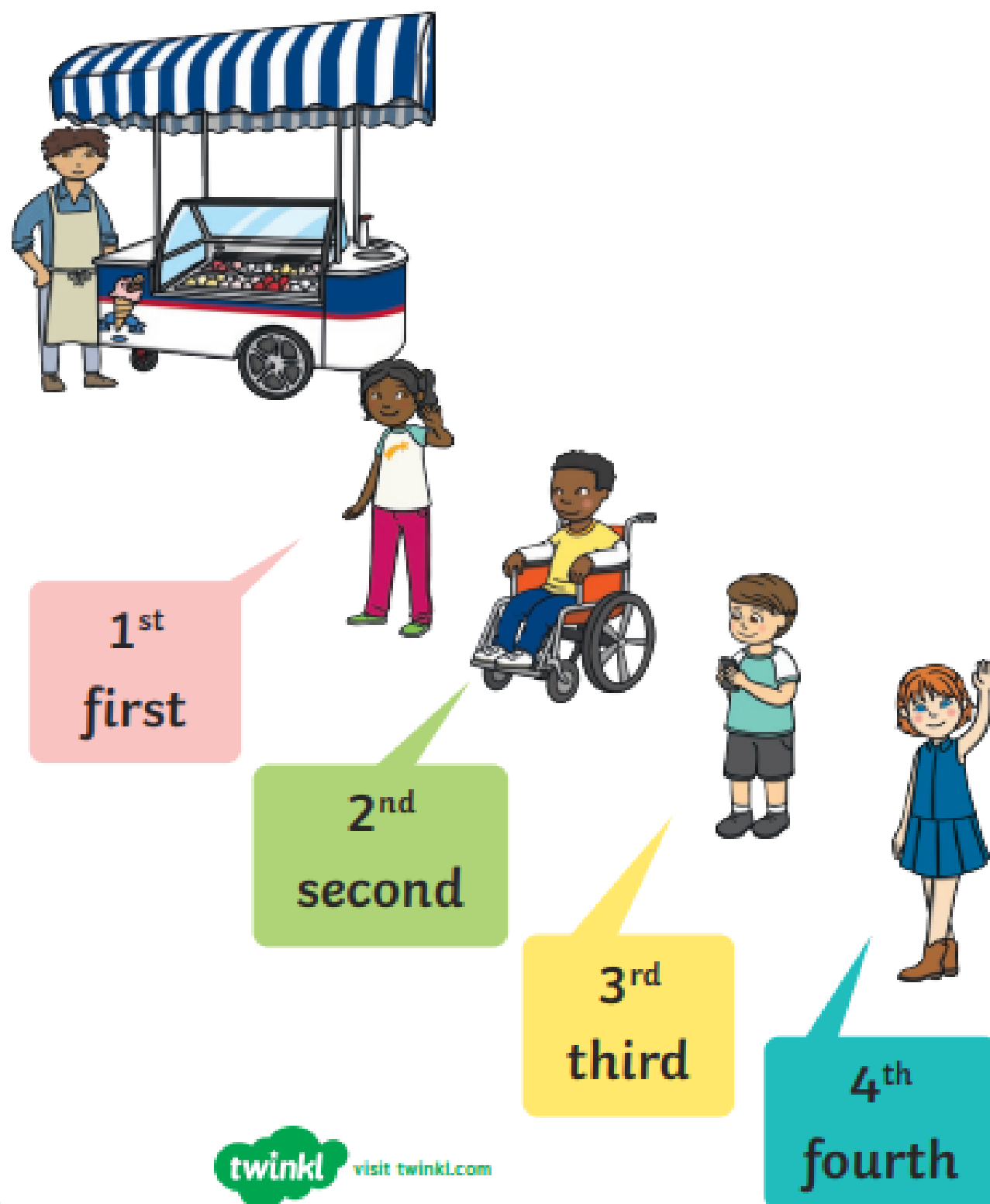
4, 3, 2, 1, 0



Number and Place Value

Knowledge Organiser

Ordering



1st
first

2nd
second

3rd
third


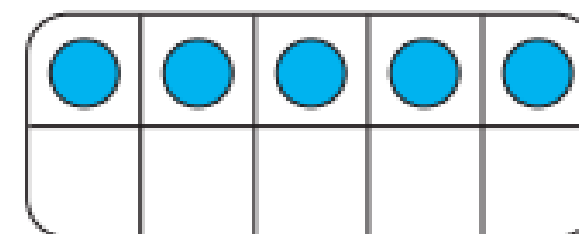
4th
fourth

twinkl visit [twinkl.com](https://www.twinkl.com)

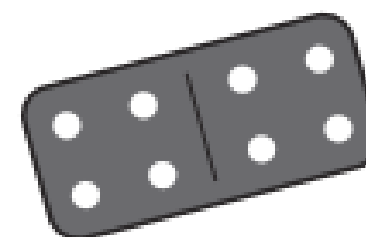
Comparing



5 = 5
equals



4 < 7
less than



8 > 2
greater than

two



Lewis has the **most**.



Olive has the **fewest**.

Year 1 - What's it like here?



Directional vocabulary



Left



Right



Next to

Far



Near



Map of a school playground



Map Key

Tree	
Play equipment	
Netball pitch	
Bench	
Football pitch	
Hopscotch	

Which country do you live in?

Map of the UK



North



Scotland

England

Wales

Ireland

Northern Ireland

Aerial photograph



A photograph taken from the air.